

Generate PDF Add-On

Generate a PDF from a Foswiki topic or topic hierarchy

This Add On to Foswiki adds a supplementary `view` script called `genpdf`. `genpdf` generates a PDF document using the `htmldoc` tool from <http://www.htmldoc.org/>. `genpdf` can generate a single topic, or a hierarchy of topics. Configuration options can control page headers and footers, and generation of cover pages.

See `GenPDFAddOnDemo` for a demonstration of some of the PDF generation capabilities.

Usage

There are multiple ways to incorporate PDF rendering of your Foswiki topics or topic hierarchies:

- The simplest way to activate PDF printing, is to add `genpdf` to front of the `SKIN` setting. This will replace the PatternSkin 'Print Version' on the lower action bar with 'Generate PDF', eliminating the HTML printable view of the topic.
 - ◆ eg `Set SKIN=genpdf,pattern (add ?skin=genpdf,pattern to the end of the URL to test)`
- A page can also be published by substituting `genpdf` for `view` in the topic URL. (If using short URLs, insert `/bin/genpdf/` prior to the Web name).
- To make it even easier for novice Foswiki users to use, you can add a link (like edit and attach) to `view.tpl` to publish the current page (using the current topic as the document title). For example:

```
<a href="%SCRIPTURLPATH%/genpdf%SCRIPTSUFFIX%/WEB%/TOPIC?pdftitle=TOPIC">PDF</a>
```

- Another option is to create a global variable that inserts a PDF ICON in the document. The following variable is expanded in the upper-right corner of this page. You can click it to get a PDF of this page. If you set this in your SitePreferences topic, it can be used in any topic.

```
* Set GENPDFLINK=<span style="margin:0 0 2em 5em; width:64px height:64px; text-align:center; float:right">[[%SCRIPTURL{"genpdf"}%/WEB%/TOPIC?%QUERYSTRING%]</span>
```

- You may also choose to replace the Printable (`?skin=print`) targets in your favourite skin with

```
[[%SCRIPTURL{genpdf}%/WEB%/TOPIC%][Printable]]
```

GenPDFPlugin helper plugin

This version of the `GenPDFAddOn` ships with a simple `GenPDFAddOnPlugin` helper plugin. It will render the `%GENPDF%` macro as a clickable link to the PDF version of the topic.

Write `%GENPDF%`

- **Simulated:** <https://wiki.wrobel.ch/bin/genpdf/System/GenPDFAddOn>
- **If Installed:**
<https://wiki.wrobel.ch/bin/genpdf/System/GenPDFAddOnPlugin?sortcol=1;table=1;up=0;skin=pattern;cover=print>

Write `%GENPDF{"System.WebHome"}%`

- **Simulated:** <https://wiki.wrobel.ch/bin/genpdf/System/WebHome>
- **If Installed:**
<https://wiki.wrobel.ch/bin/genpdf/System/WebHome?sortcol=1;table=1;up=0;skin=pattern;cover=print>

Write `%GENPDF{"System.WebHome" link="WebHome"}%`

- **Simulated:** WebHome
- **If Installed:** WebHome

Configuring the Script

The script can be configured using URL parameters and/or web preference variables. URL parameters have precedence over web preference variables. If neither of these are present, the script will use hard-coded default variables. The general script configuration variables are explained in the next section while header/footer and title page configuration are explained in subsequent sections.

General Configuration

The following table shows the various configuration variables and their meaning. The first column gives the variable to use if passed in the URL. The second column shows the variable to use if using a Foswiki preference variable (i.e. Set VARIABLE =). The third column gives the default value if neither the URL nor Foswiki preference variable is used. Note that URL variables have precedence over Foswiki preference variables.

❗ Foswiki preference variables **must be prefixed with GENPDFADDON**. *%Prefixes are omitted from this table to improve the layout*

The HTMLDOC software and related variables, see the HTMLDOC documentation at <http://www.htmldoc.org/> for detailed information

URL Variable	Foswiki Preference Variable	Default Value	Example	Explanation
pdfbanner	_BANNER		FooBar Documentation System	Used to override the banner of a title page.
pdftitle	_TITLE		Writing FooBars	
pdfsubtitle	_SUBTITLE		A short guide to creating foobar documents	
pdfheadertopic	_HEADERTOPIC		MyHeader	The name of a topic that defines headers and footers using <--HEADER LEFT "foobar" --> syntax. See example
pdftitletopic	_TITLETOPIC		MyTitle	The name of a topic that defines the layout of the title page See example
pdftitledoc	_TITLEDOC			The name of an attachment if specified ,becomes the title page. Allows images - see htmldoc manual
skin	_SKIN	pattern	nat	Default skin to use for PDF generation
cover	_COVER	print	print.nat	Default cover to use for PDF generation
pdfcharset	_CHARSET	over-ride the Foswiki Site CharSet.		
rev			rev=10	Generate a PDF from a prior topic revision. This disables <code>pdfrecursive</code>
pdfrecursive	_RECURSIVE		on	Include children of the base topic in the PDF
pdfformat	_FORMAT	pdf14	pdf12	HTMLDOC output format
pdftoclevels	_TOCLEVELS	5	3	Number of levels to include in the PDF table of contents (use 0 to disable the generation of a table of contents). Note that HTMLDOC generates a table of contents based on HTML headers in the page.
pdfpagesize	_PAGESIZE	a4	letter	The page size for PDF output
pdforientation	_ORIENTATION	portrait	landscape	The page orientation (e.g. landscape or portrait)
pdfwidth	_WIDTH	860	1060	The pixel width of the browser (used to scale images--images wider than this will be truncated)
pdfheadershift	_HEADERSHIFT	0	+3	Shift all headers up or down (for negative values) by this amount (e.g. H1 would become H3 for a value of 2). Can also be set to <code>auto</code> to cause headers to shift according to the depth of recursive rendering
pdfkeywords	_KEYWORDS		'foo, bar, baz, zip'	Used for PDF Keywords META info to help search engines

pdfsubject	_SUBJECT	%FORMFIELD {"KeyWords"}% %FORMFIELD {"TopicHeadline"}%	'Foobar document creation'	Used for PDF Subject META info to help search engines
pdftoctype	_TOCTITLE		Contents	See http://www.htmldoc.org/ Default is to use the <code>htmldoc</code> provided string "Table of Contents". Note that a current limitation is that strings containing embedded spaces are not passed correctly.
pdftoheader	_TOCHEADER	...	l..	See http://www.htmldoc.org/
pdftfooter	_TOCFOOTER	..i	.i.	See http://www.htmldoc.org/
pdfbodyfont	_BODYFONT			Specify font for body of document (Arial, Courier, Helvetica, Monospace, Sans, Serif, Or Times)
pdfheadingfont	_HEADINGFONT			Specify font for headings of document (Arial, Courier, Helvetica, Monospace, Sans, Serif, Or Times)
pdftextfont	_TEXTFONT			Specify font for all text in document (Arial, Courier, Helvetica, Monospace, Sans, Serif, Or Times)
pdfheader	_HEADER		.1.	Specify content of header, see http://www.htmldoc.org
pdffooter	_FOOTER		.1.	Specify content of footer, see http://www.htmldoc.org
pdfheadfont	_HEADFOOTFONT		Helvetica-Bold	Font specification for headers and footers.
pdfheadfootsize	_HEADFOOTSIZE		12	Sets the size of the header and footer text in points (1 point = 1/72nd inch)
pdfbodyimage	_BODYIMAGE			The image that will appear tiled in the background of every page
pdflogoimage	_LOGOIMAGE			The logo that will appear in a header or footer if you specify 'l' in the string (see http://www.htmldoc.org)
pdfnumberedtoc	_NUMBEREDTOC		True	Option flag for getting numbered headings and Table of Contents. Set it to anything for true.
pdfduplex	_DUPLEX		True	Option flag to set up the document for duplex printing. Headers and footers will swap position on alternating pages. Set it to anything for true.
pdfpermissions	_PERMISSIONS		print,no-copy	PDF Security permissions to disable print/copy etc. By default the PDF is not protected.
pdfmargins	_MARGINS		top:0.5in, bottom:2.5cm, left:12pt, right:15mm	Specify the page margins (white space to edge of page)
pdfbodycolor	_BODYCOLOR		#CCff99	Specify the background colour of all pages
pdfstruct	_STRUCT	book	webpage	use <code>book</code> for structured topics, i.e. when rendering a bunch of topics recursively; use <code>webpage</code> when printing a topic without a specific heading structure, i.e. if it is just a normal webpage or if it has got a special <code>VIEW_TEMPLATE</code>
pdfcopyright	_COPYRIGHT	%WEBCOPYRIGHT%	Copyright 2009	Should PDF Metadata include the Foswiki <code>%WEBCOPYRIGHT%</code> or another value. If set to 0, copyright is excluded. If set to any other string, the string is included in the metadata. <code>HtmlDoc</code> has a bug and appends the copyright to the author metadata, which can break some document management systems that depend on the metadata. Set to 0 to exclude the copyright from the PDF metadata.
pdfdebug	_DEBUG	0	1	Include debug messages and don't clean up temporary files after execution
pdffirstpage	_FIRSTPAGE	toc		First page viewer will open: <code>toc</code> table of contents; <code>p1</code> first page; <code>c1</code> first chapter.
pdfdestination	_DESTINATION	view		Output to browser window or save-as prompt
pdfpagelayout	_PAGELAYOUT	single		Viewer's initial presentation layout: <code>single</code> , <code>one</code> , <code>twoleft</code> , <code>tworight</code>
pdfpagemode	_PAGEMODE	outline		Viewer's initial presentation mode: <code>outline</code> , <code>document</code> , <code>fullscreen</code>
pdfcompress	_COMPRESS		9	Set compression level of the document. 1=minimum, 9=maximum, <code>none</code> to disable compression
pdfjpegquality	_JPEGQUALITY		80	Set JPEG image quality. Lower quality is higher compression. Set to <code>none</code> to disable JPEG image compression

If using Foswiki preference variables, copy them to the appropriate web preferences page. This plugin does not read settings from this topic!

- Settings for the GenPDFAddOn Plugin

- ◆ #Set GENPDFADDON_BANNER =
- ◆ #Set GENPDFADDON_TITLE =
- ◆ #Set GENPDFADDON_SUBTITLE =
- ◆ #Set GENPDFADDON_HEADERTOPIC =
- ◆ #Set GENPDFADDON_TITLETOPIC =
- ◆ #Set GENPDFADDON_TITLEDOC =
- ◆ #Set GENPDFADDON_SKIN =
- ◆ #Set GENPDFADDON_COVER =
- ◆ #Set GENPDFADDON_CHARSET =
- ◆ #Set GENPDFADDON_RECURSIVE =
- ◆ #Set GENPDFADDON_FORMAT =
- ◆ #Set GENPDFADDON_TOCLEVELS =
- ◆ #Set GENPDFADDON_PAGESIZE =
- ◆ #Set GENPDFADDON_ORIENTATION =
- ◆ #Set GENPDFADDON_WIDTH =
- ◆ #Set GENPDFADDON_HEADERSHIFT =
- ◆ #Set GENPDFADDON_KEYWORDS =
- ◆ #Set GENPDFADDON_SUBJECT =
- ◆ #Set GENPDFADDON_TOCTITLE =
- ◆ #Set GENPDFADDON_TOCHEADER =
- ◆ #Set GENPDFADDON_TOCFOOTER =
- ◆ #Set GENPDFADDON_BODYFONT =
- ◆ #Set GENPDFADDON_HEADINGFONT =
- ◆ #Set GENPDFADDON_TEXTFONT =
- ◆ #Set GENPDFADDON_HEADER =
- ◆ #Set GENPDFADDON_FOOTER =
- ◆ #Set GENPDFADDON_HEADFOOTFONT =
- ◆ #Set GENPDFADDON_HEADFOOTSIZE =
- ◆ #Set GENPDFADDON_BODYIMAGE =
- ◆ #Set GENPDFADDON_LOGOIMAGE =
- ◆ #Set GENPDFADDON_NUMBEREDTOC =
- ◆ #Set GENPDFADDON_DUPLEX =
- ◆ #Set GENPDFADDON_PERMISSIONS =
- ◆ #Set GENPDFADDON_MARGINS =
- ◆ #Set GENPDFADDON_BODYCOLOR =
- ◆ #Set GENPDFADDON_TEMPLATE =
- ◆ #Set GENPDFADDON_COPYRIGHT =
- ◆ #Set GENPDFADDON_DEBUG =
- ◆ #Set GENPDFADDON_FIRSTPAGE =
- ◆ #Set GENPDFADDON_DESTINATION =
- ◆ #Set GENPDFADDON_PAGELAYOUT =
- ◆ #Set GENPDFADDON_PAGEMODE =
- ◆ #Set GENPDFADDON_COMPRESS =
- ◆ #Set GENPDFADDON_JPEGQUALITY =

Limiting the PDF Generation Region

The add-on allows the user to define the region of the topic that should be included in the PDF generation (much like the Foswiki `%STARTINCLUDE%` and `%STOPINCLUDE%` variables. In this case, HTML comments are used instead. Everything between these two comments will be included in the PDF generation. The rest of topic will be excluded.

- Use `<!-- PDFSTART -->` to mark the starting point in the topic for PDF generation.
- Use `<!-- PDFSTOP -->` to mark the stopping point in the topic for PDF generation.

Note that there can be multiple PDFSTART and PDFSTOP comment pairs in a single topic to selectively include/exclude multiple sections of the topic in the PDF document. (If you view this page in `raw` mode or edit it, you'll see an example of multiple PDFSTART/PDFSTOP sections to exclude the Foswiki table of contents). If no PDFSTART/PDFSTOP comment pair appears in the topic, the entire topic text is used. In general, this should not be a problem except for title topics that include forms as the form meta-data will show up in a fairly illegible manner at the end of the document. Therefore, for topics that reference forms, a PDFSTART comment should be placed at the beginning of the topic and a PDFSTOP should be placed at the end.

💡 **NOTE:** all `%META:` tags are removed from the base topic. If you want to display form data, you should add `%FORMFIELD{"field"}%` tags to the topic or title topic.

Creating and Configuring a Title Page

The add-on allows the user to use a topic as a title page for PDF generation. Earlier versions of the add-on required that the title page be expressed using pure HTML as the title page topic was not Foswiki rendered. The latest version of add-on, however, does full Foswiki rendering of the title topic page like any other Foswiki topic. In addition, the following variables can be passed with the URL to override their settings elsewhere (e.g. in the web preferences or Foswiki preferences pages).

Also note that the PDFSTART and PDFSTOP HTML comments should be placed at the beginning and end of title topic. An example title page can be found at `GenPDFExampleTitleTopic`.

Creating and Configuring Headers and Footers

The add-on also allows the user to configure header and footer formats for both the main section of the document and the table of contents. Configuring the main header and footer is much like configuring a title page. You can select a Foswiki topic to use for the header and footer. Remember to wrap the HTML comments that HTMLDOC uses for the header and footer between `<!-- PDFSTART -->` and `<!-- PDFSTOP -->` tags. The add-on will perform Foswiki common variable substitution within the HTMLDOC header/footer HTML comments. This will allow Foswiki variables (such as `%REVINFO{web="%WEB%" topic="%BASETOPIC%"}%`) to be embedded in the headers and footers.

See the HTMLDOC documentation at <http://www.htmldoc.org> for details of the format of the header and footers. In addition, the `genpdf` script will perform variable substitution for the `%GENPDFADDON _BANNER%`, `%GENPDFADDON _TITLE%`, and `%GENPDFADDON _SUBTITLE%` variables as it does for the title page. Finally, the PDFSTART and PDFSTOP HTML comments should be placed at the beginning and end of header/footer topic. An example header/footer page can be found at `GenPDFExampleHeaderFooterTopic`.

Note that HTMLDOC will not generate a page header on any page generated by a Level 1 header (---+ header). This is a known issue in htmldoc through version 1.27. A patch is provided further on in this page.

Recursive rendering of topics

The add-on can search and recursively render all child topics of the requested topic in the same web. Use the "More topic actions" -> "Set New Topic Parent" menu to establish or modify the parent/child relationships of topics.

- The default behavior is to render each topic as a separate chapter. A level 1 heading will be added as required to each topic.
- Child topics are sorted into alphabetical order by topic name
- If the `pdfheadershift` option is set to `auto`, then the first header in each topic will be set to the absolute depth of the child topic in the tree. In this case the PDF will consist of only a single chapter.

- Any topic can be promoted a level in the hierarchy by including the HTML comment `<!-- TOC PROMOTE -->` anywhere in the topic.
 - ◆ Promoted Child topics will appear after all other children have been expanded.
 - ◆ The actual parent of the topic is not changed, so topics cannot be promoted more than one level without breaking the topic sort order.
- Child topics are not found across web boundaries.

For example, if you create a ParentTopic, then create FirstChild and SecondChild with ParentTopic as their parent topic, then create GrandChildOne with FirstChild as its parent (and so on), you get a tree as shown below. In addition the PDF TOC layout is shown for the various headershift options:

Wiki Structure	Default Rendering	<code>pdfheadershift=auto</code>	<code>pdfheadershift=auto</code> <code><!-- TOC PROMOTE --></code> in SecondChild
ParentTopic	1 ParentTopic	1 ParentTopic	1 ParentTopic
- FirstChild	2 FirstChild	1.1 FirstChild	1.1 FirstChild
- GrandChildOne	3 GrandChildOne	1.1.1 GrandChildOne	1.1.1 GrandChildOne
- GrandChildTwo	4 GrandChildTwo	1.1.2 GrandChildTwo	1.1.2 GrandChildTwo
- SecondChild	5 SecondChild	1.2 SecondChild	1.2 ThirdChild
- GrandChildThree	6 GrandChildThree	1.2.1 GrandChildThree	2 SecondChild
- ThirdChild	7 ThirdChild	1.3 ThirdChild	2.1 GrandChildThree

Generating PDF from a older revision of a topic.

The latest release of the GenPDFAddOn supports generating a PDF of a previous revision of a topic. Include the `rev=xx` parameter on the URL in the same format that you would view an older topic revision.

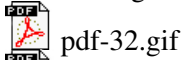
Limitations

- Specifying a topic revision will disable the recursive option.
- The revision is *only* applied to the primary topic. All other related topics - title pages, includes, attachments, etc. use the current revision.
- Any in-topic settings `GENPDFADDON_*` will be taken from the current version and not from the requested topic revision.

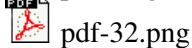
PDF Logos

The following Public Domain PDF Icons can be used to represent PDF files:

- 32x32 Images



pdf-32.gif



pdf-32.png

- 64x64 Images



pdf-64.gif



pdf-64.png

Frequently Asked Questions

How do I stop the table of contents from being generated?

For some topics, like User topics, it doesn't make any sense to have a table of contents generated so add 'pdftoclevels=0' as a URL parameter.

When I do a recursive PDF of WebHome it doesn't include all topics

That's because some topics distributed with Foswiki don't have a parent association. If you *really* want to include every topic in the web, you should re-parent them all with WebHome as the parent.

Occasionally no PDF document is generated

The default structure of `book` requires that headings be present in the topic. Try setting `pdfstruct=webpage`




Add-On Installation Instructions

Note: In order to view PDF files generated by this Add On, you will need to install a PDF viewer such as Adobe Acrobat in the user's browsers. The following instructions are for the administrator who installs the add-on on the server where Foswiki is running.


Before you upgrade!

-  This version moves the GenPDFAddOn examples and demo topics from the %System web to the Sandbox web. Old versions of these topics can be removed %from the System web after the upgrade.
- The hard-coded `pdftoclevel=0` in the `view.genpdf.tpl` file has been removed. An alternative approach is to set `GENPDFADDON_TOCLEVELS=0` in SitePreferences
- This version ships with a GenPDFPlugin. This is a helper plugin which will expand the %GENPDF% tag, and does not need to be enabled. See GenPDFPlugin for more information
- This version renames `lib/Foswiki/Contrib/GenPDF.pm` to `lib/Foswiki/Contrib/GenPDFAddOn.pm` A shim version of GenPDF.pm is shipped so that existing configurations will still work without requiring any configuration changes to `=lib/LocalSite.cfg`

Standard installation

- Install `htmldoc` from <http://www.htmldoc.org/> (optionally use the patch in the Addon's zip file for headers on every page)
- Access the `bin/configure` script - Extensions tab, click "Find Extensions", locate GenPDFAddOn in the table and click "Install"
- In the `bin/configure` script, visit the GenPDFAddOn settings and optionally set the path to the `htmldoc` command. If this is not set, the plugin will look for `htmldoc` in the default path.
 - ◆  **You must go through a save cycle in `bin/configure` in order to set the required hidden Switchboard entry even if you have not changed any settings!**
- *Windows Users:* Edit the `bin/genpdf` script and update the "shebang" `#!/bin/perl` to match your system perl location
 - ◆ Example: `#!C:\strawberry\perl\bin\perl.exe`
-  **Important Security considerations**
 - ◆ The `genpdf` script should be added to the `AuthScripts` list in `bin/configure`
 - ◆ if you use Apache user authentication, be sure to also add `genpdf` to the list of restricted scripts in the apache configuration.
-  Copy any desired preferences from above and paste them into SitePreferences, or the WebPreferences topic for a single web.
- Test if the installation was successful:
 - ◆ Try loading this page
 - ◇ If you get a 404 - not found, make sure that a switchboard entry exists in `LocalSite.cfg`.
 - ◆ If it doesn't work, check your webserver logs for any problems. The most common issue is probably an `htmldoc` installation problem.
 - ◆ Another test topic is found in `Sandbox/GenPDFAddOnDemo`

Alternative installation

- Download the `tgz` or `zip` file and the `GenPDFAddOn_installer` file from the Add-on Home (see below)
- Run the installer (`perl GenPDFAddOn_installer`) or unzip `GenPDFAddOn.zip` in your Foswiki installation directory
- Adjust the script ownership to match your webserver configuration (e.g. `chown nobody genpdf`) if needed.
- Make sure the script is executable (e.g. `chmod 755 genpdf`).
- **Adjust the perl path in the `genpdf` script to match your perl installation location.**
- Configure the `$Foswiki::cfg{Extensions}{GenPDFAddOn}{htmldocCmd} = "/path/to/htmldoc";` using `configure` (in the `Extensions` section)
 - ◆  You **must** visit and save the Foswiki configuration at least once after installation to set a hidden variable in the `LocalSite.cfg` file
 - ◆ See the *Configuration file settings* below.

File:	Description:
<code>bin/genpdf</code>	
<code>data/System/GenPDFAddOn.txt</code>	Add-on topic
<code>data/System/GenPDFAddOnPlugin.txt</code>	Helper plugin topic
<code>data/System/VarGENPDF.txt</code>	Defines GENPDF macro
<code>data/Sandbox/GenPDFAddOnDemo.txt</code>	Demonstration topic
<code>data/Sandbox/GenPDFAddOnDemoChild.txt</code>	Demo child for recursive rendering
<code>data/Sandbox/GenPDFAddOnDemoChild2.txt</code>	Demo child for recursive rendering
<code>data/Sandbox/GenPDFAddOnDemoForm.txt</code>	Document classification form
<code>data/Sandbox/GenPDFExampleHeaderFooterTopic.txt</code>	
<code>data/Sandbox/GenPDFExampleTitleTopic.txt</code>	
<code>pub/System/GenPDFAddOn/pdf-32.gif</code>	
<code>pub/System/GenPDFAddOn/pdf-32.png</code>	
<code>pub/System/GenPDFAddOn/pdf-64.gif</code>	
<code>pub/System/GenPDFAddOn/pdf-64.png</code>	
<code>htmldoc_force_header.patch</code>	
<code>lib/Foswiki/Contrib/GenPDF.pm</code>	Shim module to avoid breaking old installations
<code>lib/Foswiki/Contrib/GenPDFAddOn.pm</code>	Renamed GenPDF.pm to packaging standards
<code>lib/Foswiki/Contrib/GenPDFAddOn/Config.spec</code>	
<code>lib/Foswiki/Plugins/GenPDFAddOnPlugin.pm</code>	
<code>templates/view.genpdf.tpl</code>	

Configuration file settings

The following settings should be built automatically by `bin/configure`.

```
$Foswiki::cfg{Extensions}{GenPDFPlugin}{htmldocCmd} = '/usr/bin/htmldoc';
$Foswiki::cfg{SwitchBoard}{genpdf} = {
    'function' => 'viewPDF',
    'context' => {
        'view' => 1
        'static' => 1
    },
    'package' => 'Foswiki::Contrib::GenPDF'
};
```

Known Bugs

- **Verbatim text runs off the page.** This is a limitation of HTMLDOC. Preformatted text may run off the edge of the page and be truncated.
- **HTMLDOC crashes with segmentation faults.** Eg it fails to generate CompleteDocumentation. I managed to get it to work a few times, but it generally fails. The error returned is `Conversion failed: 'Inappropriate ioctl for device' at /var/www/Foswiki/lib/Foswiki/Contrib/GenPDF.pm line XXX`
- **Some pages don't have a header.** HTMLDOC breaks the page for every level 1 heading (Eg. `<h1>`) but it doesn't write a header for the new page, so topics with lots of level 1 headings and not much content don't seem to have any headers. Therefore I patched `htmldoc-1.8.24` to force a header for every new page:

```
*** htmldoc-1.8.24/htmldoc/ps-pdf.cxx Sat Oct 30 05:53:59 2004
--- htmldoc-1.8.24/htmldoc/ps-pdf_force_header.cxx Tue Jun 13 02:12:28 2005
*****
*** 1465,1471 ****

    pspdf_prepare_heading(page, print_page, pages[page].header, top,
                          page_text, sizeof(page_text),
!                          page > chapter_starts[chapter] ||
                          OutputType != OUTPUT_BOOK);
    pspdf_prepare_heading(page, print_page, pages[page].footer, 0,
                          page_text, sizeof(page_text));
--- 1465,1472 ----

    pspdf_prepare_heading(page, print_page, pages[page].header, top,
                          page_text, sizeof(page_text),
! /*                          page > chapter_starts[chapter] || */
!                          1 || /* force heading onto chapter front page */
                          OutputType != OUTPUT_BOOK);
    pspdf_prepare_heading(page, print_page, pages[page].footer, 0,
                          page_text, sizeof(page_text));
```

Add-On Info

Add-on Author: Foswiki:Main/BrianSpinar, Foswiki:Main/WadeTurland, Foswiki:Main/GeorgeClark

Copyright: \A9 2009-2013, Foswiki Contributors

License: GPL (GNU General Public License)

Release: 1.3

Version: 1.3

Change

History:

- 4 Aug 2013 **Release 1.3** FoswikiTask:Item9984 - fix FastCGI operation, FoswikiTask:Item11843: GenPDFAddon utf-8 patch and FoswikiTask:Item11013: GenPDFAddon does not honor {Site}{CharSet}.
- 14 May 2010 **Release 1.2** Foswikitask:Item9008 - Remove the X-Foswiki headers from the response.
- 9 Mar 2010 **Release 1.1** Foswikitask:Item8586 - resolve packaging issue, Foswikitask:8575 - Add a "static" context to allow other plugins to recognize pdf output, Foswikitask:Item8691: Add support for heading and body fonts
- 6 Feb 2010 Foswikitask:Item559 - Correct handing of embedded images, Foswikitask:Item1599 - Improve compatibility with EditTable, Foswikitask:Item2084 - Add support of topic revisions, Foswikitask:Item2435 - Correct DEPENDENCIES file, Foswikitask:Item2492 - support configurable image compression, Foswikitask:Item2592 - Correct issues with Examples, and handling of missing images, Foswikitask:Item2604 - Improve handling of TOC for recursive rendering, Foswikitask:Item8081 - Support passing %MACROS% in

- GENPDF settings, Foswikitask:Item8090 - Remove pdftoclevels from view.genpdf.tpl, Foswikitask:Item8361 - Add support for TOC Title, and improve handling of HTML arrows. Foswikitask:Item1174 - Initial release of GenPDFPlugin helper
- 28 Feb 2009 Added missing Config.spec file Item1161: GenPDFAddOn result in "Not Found" page
- Feb 2009 Conversion to Foswiki. Better <a and <img tag handling. Rewrote attachment handling to use Func:: API Rewrote recursive mode to use %SEARCH
- 24 Dec 2008 Added FIRSTPAGE, DESTINATION, TITLED OC, PAGELAYOUT & PAGEMODE. fixed tag rendering, again. Now accepts either quote. Incorporated body extraction patch; made it work for title pages. removed outdated comment from example title page. Limited testing; use previous version if that makes you nervous. -- Foswiki:Main/TimotheLitt
- 02 Jul 2008 added support for VIEW_TEMPLATE and COVER; fixed rendering of anchor and img tags; added pdfstruct parameter to print unstructured webpages as well; Foswiki:Main.MichaelDaum
- 25 Jun 2008 added template activation and Configure script spec file Foswiki:Main.SvenDowideit
- 25 Jun 2008 security and Foswiki 4.2 fixes Foswiki:Main.SvenDowideit
- 2 Nov 2007 Added new header and footer control (Bugs:Item4916) and fixed generation of wrong Foswiki page (Bugs:Item4915)
- 23 Oct 2007 Fixed Bugs:Item4452 & Bugs:Item4885, compatibility with Perl 5.6 and missing images with SSL certificates
- 31 Aug 2007 Fixed Bugs:Item4530, improper rendering of lists
- 13196 Removed nop tags before sending to htmldoc, fixed Bugs:Item3549
- 11673 Foswiki:Main/RickMach updated MIME type to pdf from x-pdf, fixed bug preventing disabling the TOC
- 9716 Foswiki:Main/CrawfordCurrie added content-disposition header to files, so they download using a sensible file name
- 9683 Foswiki:Main/CrawfordCurrie updated for Foswiki-4
- Version 0.6 (28 Jun 2005)
- Less aggressive regex for removing foswikiNewLink spans so it doesn't break when using the Foswiki:Extensions.SpacedWikiWordPlugin
 - 🧠 Added 'recursive' preference to include chapters for all descendents of the base topic
 - Use File::Spec->tmpdir to specify the default directory for temporary files
- Version 0.5 (16 Jun 2005)
- Redirect to 'oops' URLs if permission denied or topic does not exist.
 - Removed foswikiNewLink spans from title page so they render as normal text (without the blue ? mark).
 - Fully qualify image/href URLs on the title page.
 - Changed temp files to use OO style 'new File::Temp;' for better code portability.
- Version 0.4 (13 Jun 2005)
- Better security (now calls `system($Foswiki::htmldocCmd, @htmldocArgs)`)
 - Checks return code of htmldoc and returns an error on failure
 - Validation of preferences
 - 🚫 Preferences changed to comply with Plugins standard
 - Better HTML3.2 compatibility for htmldoc 1.8.24 (downgrades a few elements)
 - Full integration of PDF META tags (optionally using 2 FORMFIELDS):
 - ◆ ==%FORMFIELD{"TopicHeadline"}%== for PDF Subject field
 - ◆ ==%FORMFIELD{"KeyWords"}%== for PDF Keywords field
 - ◆ all other PDF fields use topic info
 - More htmldoc options (margins, permissions, numbered TOC, logoimage, headfont) using preferences
 - Removed %TOC% fields so it only uses HTMLDOC's TOC
 - Title topic *and* header/footer topics are now fully rendered
 - Fixed the heading shifting function

- Fully qualify links, making the document portable
- HTMLDOC output goes to a temp file instead of stdout
- Temp files now use 'GenPDFAddOn' prefix. (Eg. /tmp/GenPDFAddOn1wr3C48ibd.html)

Version 0.3 (12 Apr 2005)

- Added full Foswiki rendering to title topic page
- Added Foswiki common variable expansion to header/footer topic page

Version 0.2 (26 Mar 2005)

- Fixed bug with table of contents generation (i.e. it was always generated even if `pdfdoclevels` was set to 0)
- Now allow multiple `PDFSTART/PDFSTOP` pairs within a single page to include/exclude multiple sections of the same page
- Added Brent Robert's fix to allow operation with latest version (1.8.24) of HTMLDOC

Version 0.1 (30 Jan 2005)

- Initial version

Home: <http://foswiki.org/Extensions/GenPDFAddOn>

Support: <http://foswiki.org/Support/GenPDFAddOn>

Dependencies:

Name	Version	Description
CGI	>=0	May be required for lib/Foswiki/Contrib/GenPDF.pm
Data::Dumper	>=0	May be required for lib/Foswiki/Contrib/GenPDF.pm
Error	>=0	May be required for lib/Foswiki/Contrib/GenPDF.pm
File::Temp	>=0	May be required for lib/Foswiki/Contrib/GenPDF.pm
htmldoc		Obtain from http://www.htmldoc.org/software.php

Related Topics: [GenPDFAddOnDemo](#), [GenPDFExampleHeaderFooterTopic](#), [GenPDFExampleTitleTopic](#), [GenPDFAddOnDemoChild](#) [GenPDFAddOnDemoChild2](#) [GenPDFAddOnDemoForm](#)